SONY

SLD322XT

High Power Density 0.5W Laser Diode

Description

The SLD322XT is a high power, gain-guided laser diode produced by MOCVD method*1. Compared to the SLD300 Series, this laser diode has a high brightness output with a doubled optical density which can be achived by QW-SCH structure*2.

Temperature of laser diode is controlled by using built-in T.E. cooler and wavelength can be tuned exactly by this temperature control.

*1 MOCVD: Metal Organic Chemical Vapor Deposition

*2 QW-SCH: Quantum Well Separate Confinement Heterostructure

Features

- High power
  Recommended optical power output: Po = 0.5W
- Low operating current: Iop = 0.75A (Po = 0.5W)
- Flat package with built-in photodiode, TE cooler, and thermistor

Applications

- Solid state laser excitation
- Medical use
- Material processes
- Measurement

Structure

GaAlAs quantum well structure laser diode

Absolute Maximum Ratings (Tth = 25°C)

• Optical power output	Po		0.55	W
• Reverse voltage	V_R	LD	2	V
		PD	15	V
• Operating temperature (Tth)	Topr		–10 to +30	°C
• Storage temperature	Tstg		–40 to +85	°C
• Operating current of TE cooler	I_T		2.5	A

Pin Configuration (Top View)

No.	Function
1	TE cooler, negative
2	Thermistor lead 1
3	Thermistor lead 2
4	Laser diode anode
5	Laser diode cathode
6	Photo diode cathode
7	Photo diode anode
8	TE cooler, positive

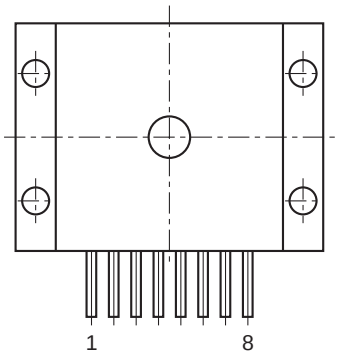

Equivalent Circuit

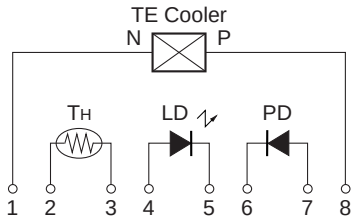

Sony reserves the right to change products and specifications without prior notice. This information does not convey any license by any implication or otherwise under any patents or other right. Application circuits shown, if any, are typical examples illustrating the operation of the devices. Sony cannot assume responsibility for any problems arising out of the use of these circuits.

E93206A81-PS

Electrical and Optical Characteristics (Tth: Thermistor temperature, Tth = 25°C)

Item		Symbol	Conditions	Min.	Typ.	Max.	Unit
Threshold current		Ith			0.18	0.3	A
Operating current		Iop	P_O = 0.5W		0.75	1.2	A
Operating voltage		Vop	P_O = 0.5W		2.1	3.0	V
Wavelength*1		λp	P_O = 0.5W	790		840	nm
Monitor current		Imon	P_O = 0.5W V_R = 10V	0.15	0.8	3.0	mA
Radiation angle (F. W. H. M.*)	Perpendicular	θ⊥	P_O = 0.5W	20	30	40	degree
	Parallel	θ//		4	9	17	degree
Positional accuracy	Position	ΔX, ΔY	P_O = 0.5W			±100	μm
	Angle	Δϕ⊥				±3	degree
Differential efficiency		η_D	P_O = 0.5W	0.5	0.9		W/A
Thermistor resistance		Rth	Tth = 25°C		10		kΩ

* F. W. H. M. : Full Width at Half Maximum

***1 Wavelength Selection Classification**

Type	Wavelength (nm)
SLD322XT-1	795 ± 5
SLD322XT-2	810 ± 10
SLD322XT-3	830 ± 10

Type	Wavelength (nm)
SLD322XT-21	798 ± 3
SLD322XT-24	807 ± 3
SLD322XT-25	810 ± 3

Handling Precautions

Eye protection against laser beams

The optical output of laser diodes ranges from several mW to 3W. However the optical power density of the laser beam at the diode chip reaches 1MW/cm^2. Unlike gas lasers, since laser diode beams are divergent, uncollimated laser diode beams are fairly safe at a laser diode. For observing laser beams, ALWAYS use safety goggles that block infrared rays. Usage of IR scopes, IR cameras and fluorescent plates is also recommended for monitoring laser beams safely.

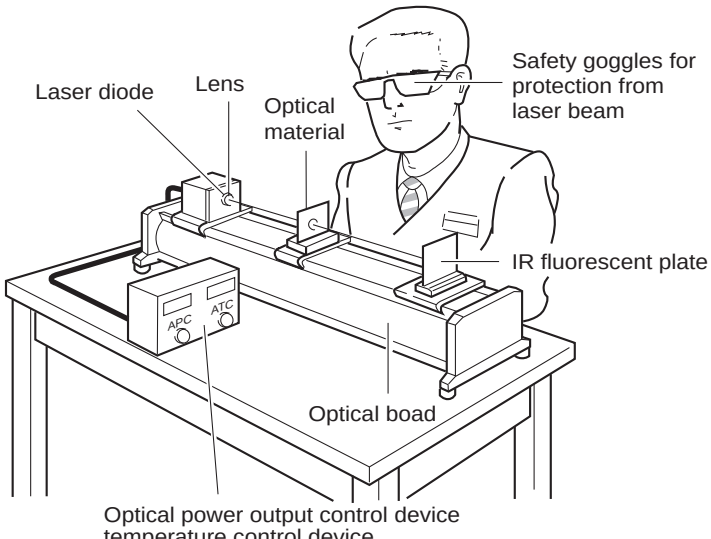

Example of Representative Characteristics

Optical power output vs. Forward current characteristics

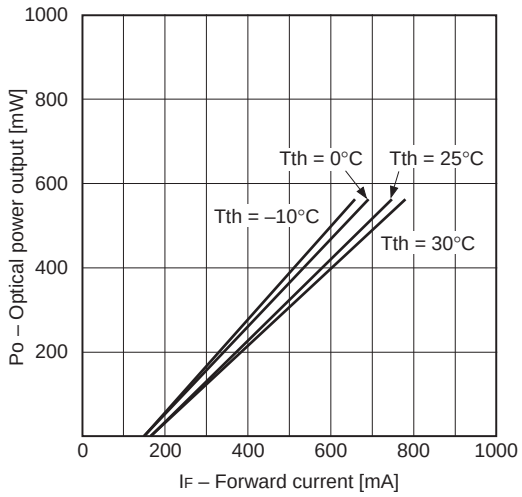

Optical power output vs. Monitor current characteristics

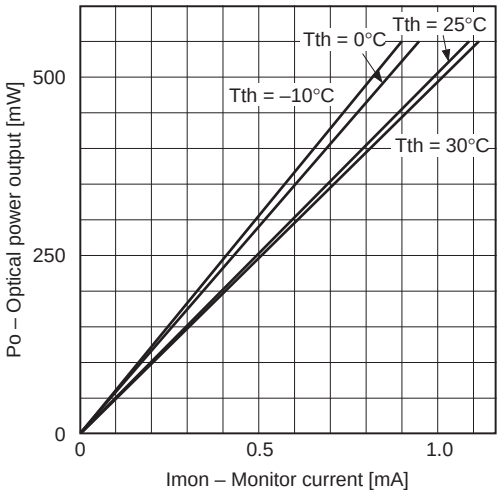

Threshold current vs. Temperature characteristics

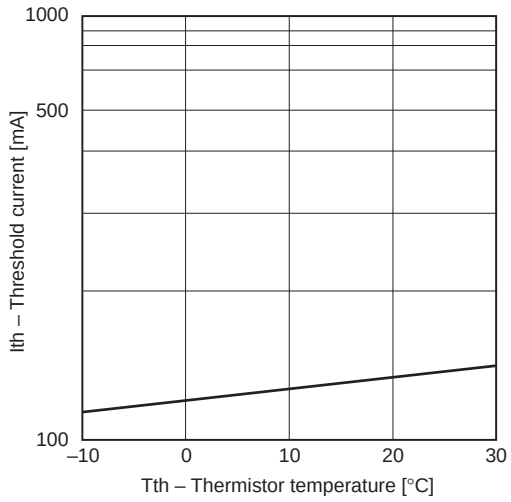

Power dependence of far field pattern (Parallel to junction)

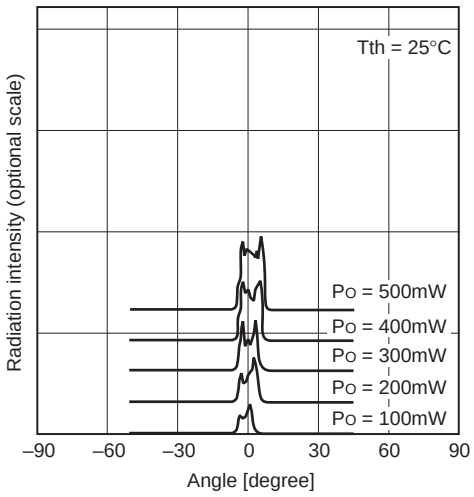

Power dependence of far field pattern (Perpendicular to junction)

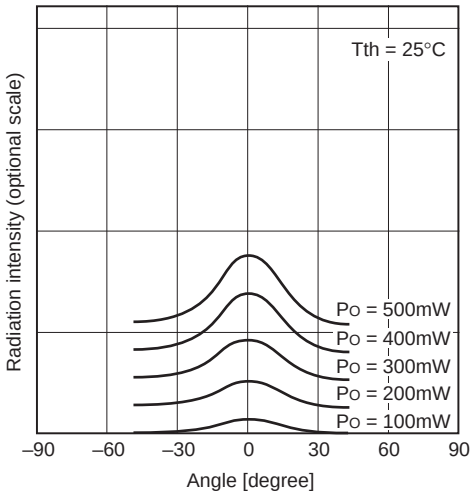

Temperature dependence of far field pattern (Parallel to junction)

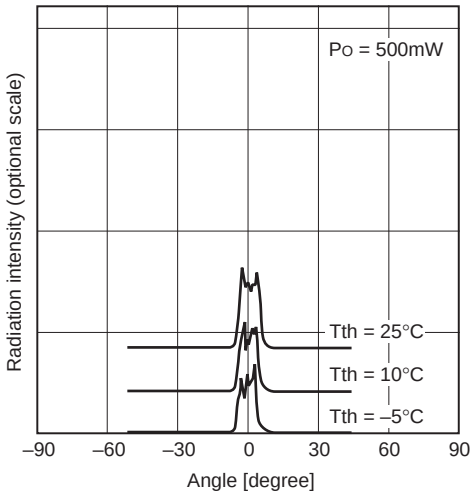

Temperature dependence of far field pattern (Perpendicular to junction)

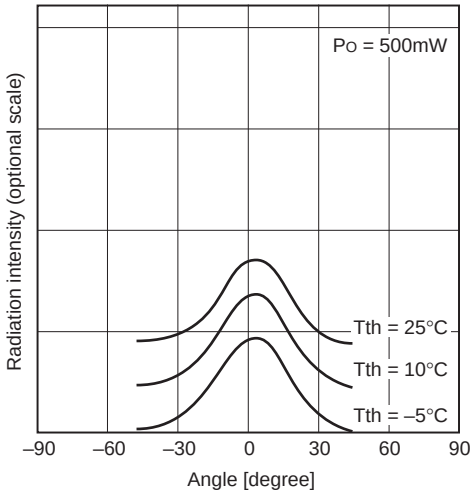

Dependence of wavelength

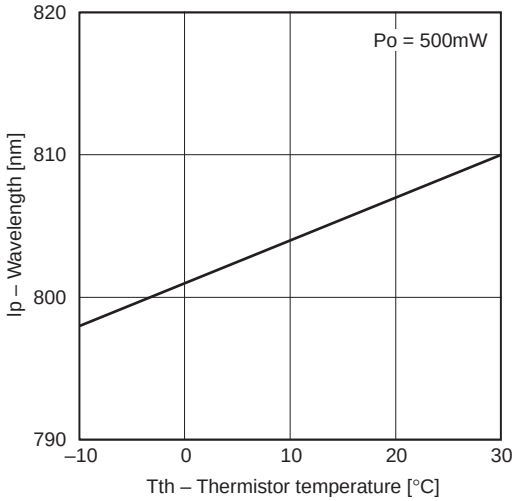

Differential efficiency vs. Temperature characteristics

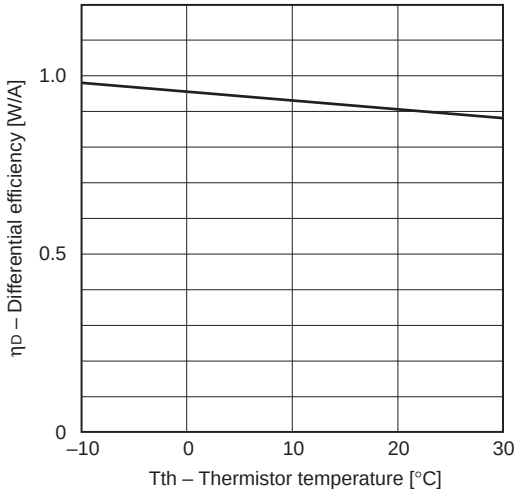

Thermistor characteristics

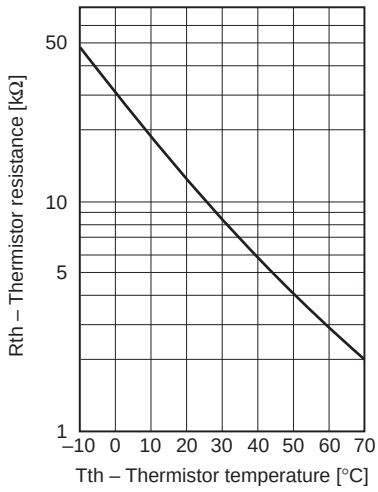

TE cooler characteristics

TE cooler characteristics 1

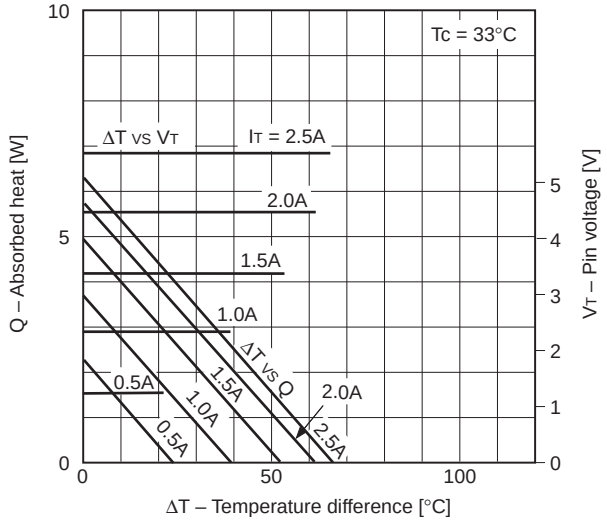

TE cooler characteristics 2

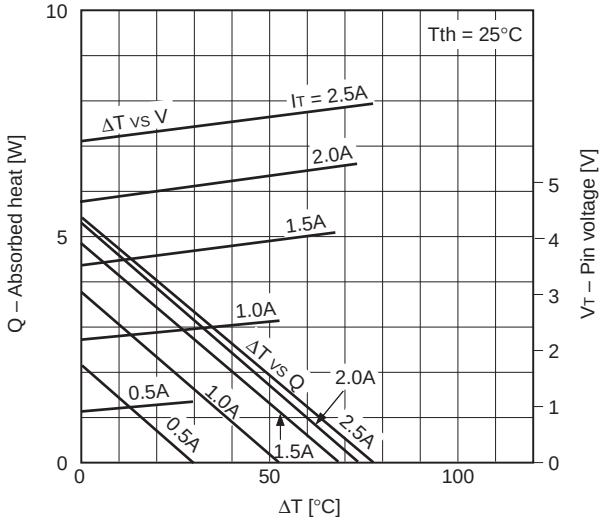

ΔT: Tc – Tth
Tth: Thermistor temperature
Tc: Case temperature

Power dependence of spectrum

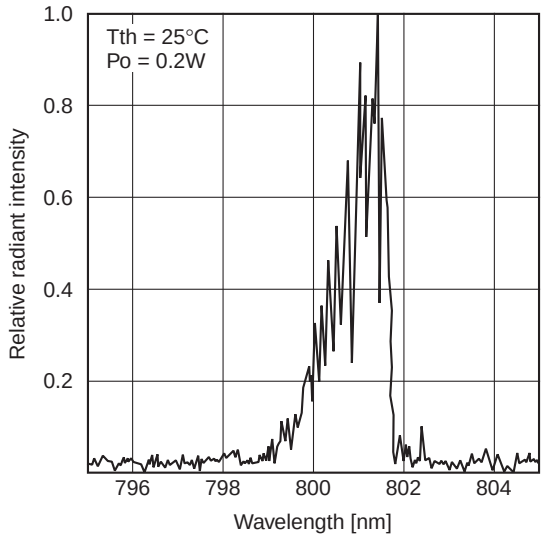

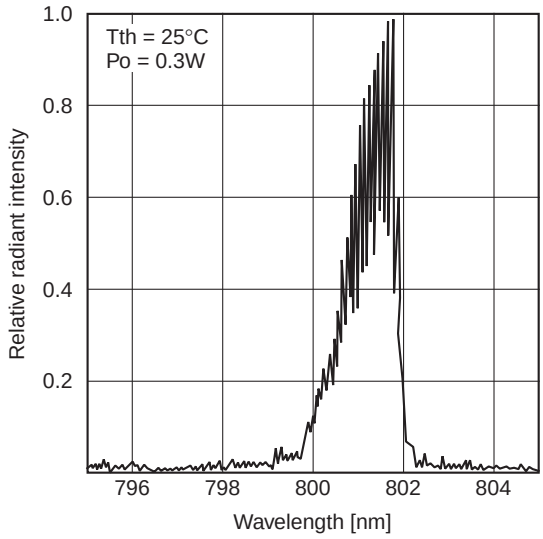

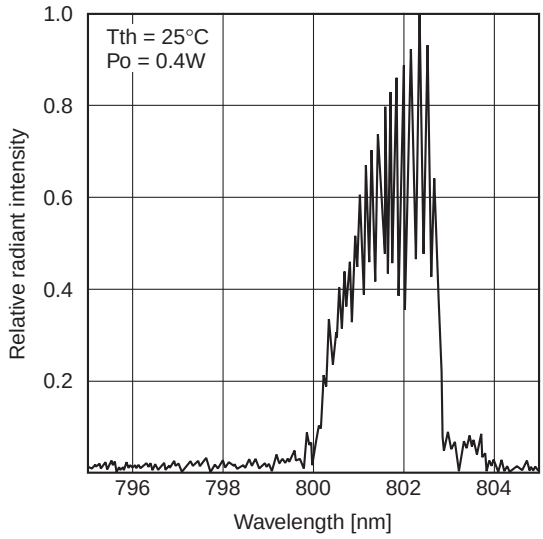

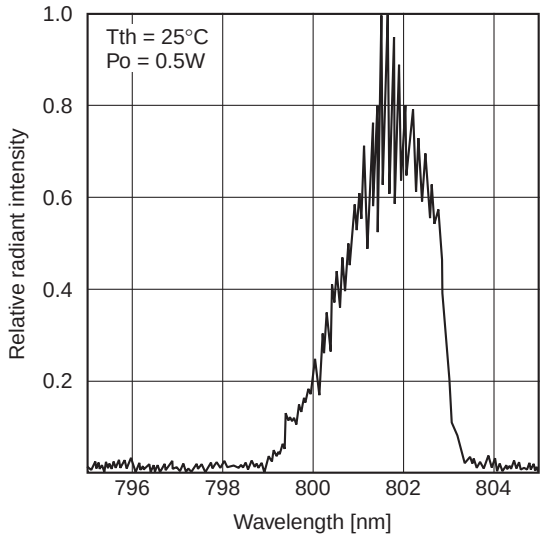

Temperature dependence of spectrum (Po = 0.5W)

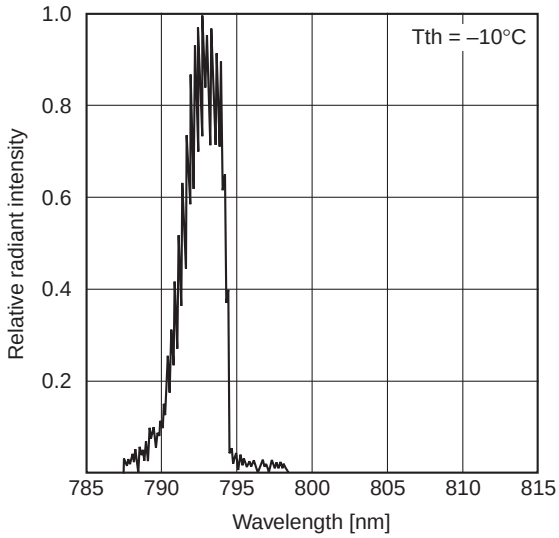

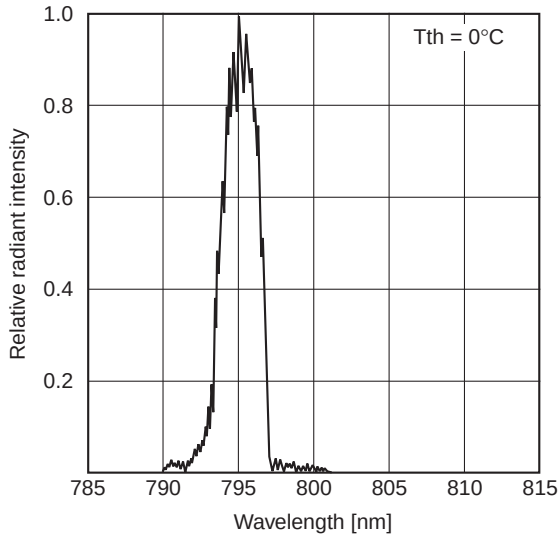

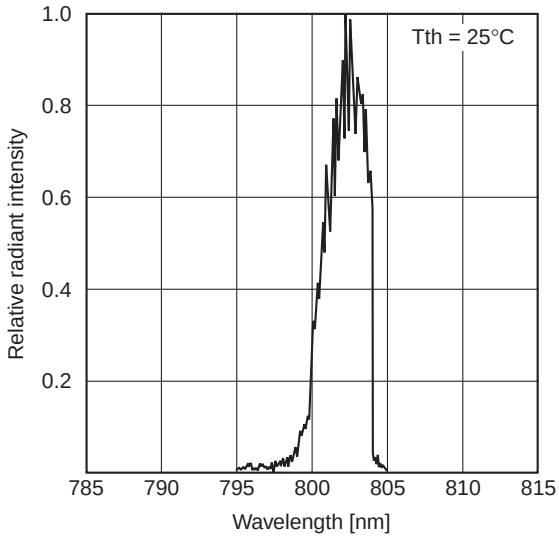

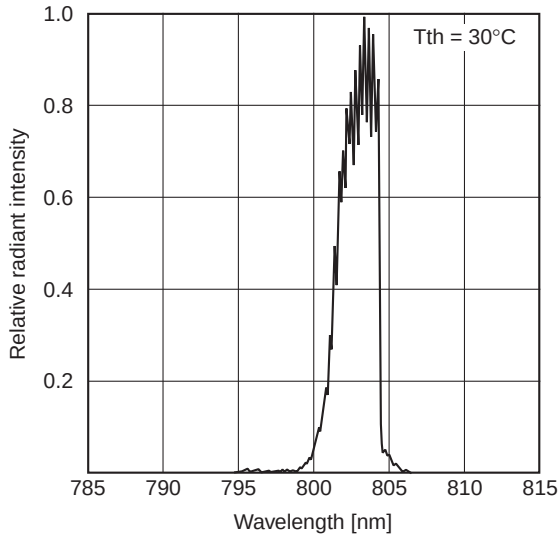

Package Outline Unit: mm

M – 273(LO – 10)

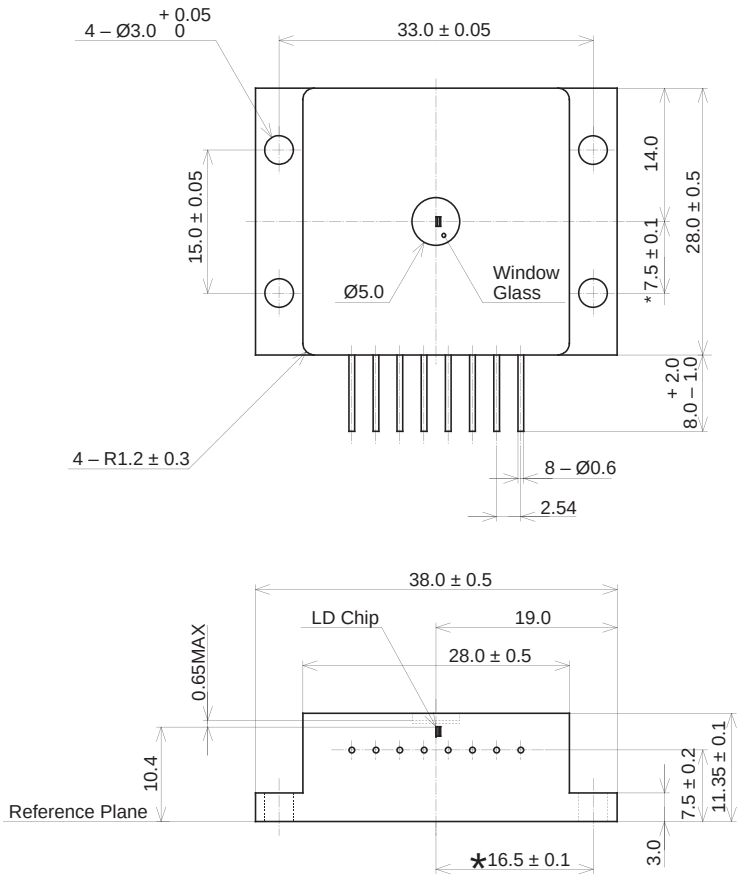

*Distance between pilot hole and emittng area

PACKAGE STRUCTURE

SONY CODE	M-273(LO-10)
EIAJ CODE	————
JEDEC CODE	————

PACKAGE WEIGHT	43g